

Week 1

Materials

***Some worksheets might not be completed depending on the speed of the class.**

Name _____

me

Sight Word Practice

Trace it.

Write it.

me

Build it.

--	--

Find it.

go

in

go

me

me

me

me

go

in

am

she

me

Use it.

a

e

o

m

l

n

b

c

g

Name _____

my

Sight Word Practice

Trace it.

Write it.

my

Build it.

--	--

Find it.

go

my

my

me

me

me

me

go

my

am

she

my

Use it.

a

e

o

m

l

n

b

y

g

Name _____

the

Sight Word Practice

Trace it.

Write it.

the

Build it.

--	--	--

Find it.

one

the

see

the

red

see

away

run

the

one

the

see

Use it.

b

e

t

e

u

h

s

c

e

Name _____

for

Sight Word Practice

Trace it.

Write it.

for

Build it.

--	--	--

Find it.

big	be	for	away
for	for	away	big
away	away	she	for

Use it.

b f g w l o i c r

Name _____

can

Sight Word Practice

Trace it.

Write it.

can

Build it.

--	--	--

Find it.

big

can

blue

away

can

blue

can

can

blue

away


she

blue


Use it.

b n g c l d i a y

name: _____



WORD DETECTIVES!



Long a

Blank box for writing words with a long 'a' sound.

Short a

Blank box for writing words with a short 'a' sound.

choose five words from either group and use them in a sentence.

1. _____

2. _____

3. _____

4. _____

5. _____

Boggle Word Builders


b	h	i	s	s	o
o	s	a	t	h	u
w	i	e	e	m	t
h	e	r	t	o	p
u	t	h	i	p	l
c	a	k	e	o	d

name: _____

date: _____

Boggle Word Builders


2 letters	3 letters	4 letters	5 letters



summer

Handwriting practice lines consisting of solid top and bottom lines with a dashed middle line for letter height guidance. There are five sets of these lines provided for practice.

My Name!



In A Ten Frame:

I have _____ letters in my name!

A picture of something that starts with
my first letter:

A large empty rectangular box for drawing a picture.

Week 2

Materials

***Some worksheets might not be completed depending on the speed of the class.**

Name _____

in

Sight Word Practice

Trace it.

Write it.

in

Build it.

--	--

Find it.

go

in

go

in

is

go

in

go

in

am

she

me

Use it.

a

i

o

k

l

n

b

c

g

Name _____

go

Sight Word Practice

Trace it.

Write it.

go

Build it.

--	--

Find it.

go

be

go

am

is

go

did

go

a

am

she

me

Use it.

a

e

o

k

l

d

b

c

g

Name _____

not

Sight Word Practice

Trace it.

Write it.

not

Build it.

--	--	--

Find it.

big	not	for	not
not	for	away	big
away	away	not	for

Use it.

b f n w l o t c r

Name _____

and

Sight Word Practice

Trace it.

Write it.

and

Build it.

--	--	--

Find it.

and

be

and

and

it

and

did

she

go

is

she

go

Use it.

a

e

n

k

l

d

b

c

g

Name _____

help

Sight Word Practice

Trace it.

Write it.

help

Build it.

--	--	--	--

Find it.


and	help	help	away
help	and	away	help
away	away	she	go

Use it.


a e h w l d p c y

name: _____

WORD DETECTIVES!



Long e



Short e

choose five words from either group and use them in a sentence.

1. _____

2. _____

3. _____

4. _____

5. _____

name: _____

date: _____

Boggle Word Builders

2 letters	3 letters	4 letters	5 letters

Boggle Word Builders

h	u	r	t	s	o
a	t	a	c	k	u
v	i	l	e	i	p
a	s	k	s	m	i
u	t	h	l	p	l
d	o	g	e	t	e


name: _____ date: _____

Boggle Word Builders

2 letters	3 letters	4 letters	5 letters

Boggle Word Builders

c	u	p	o	g	o
a	t	l	c	k	s
v	e	a	w	i	s
l	l	y	e	t	o
o	s	a	s	p	l
c	o	b	e	t	e




How to be a Friend

Handwriting practice lines consisting of four sets of three horizontal lines each: a solid top line, a dashed middle line, and a solid bottom line.

Name: _____

Color:



blue




orange



red



yellow






















Count the shapes.

Color the graph.

Name: _____

Apple Sort

Directions: Color the apples with letters red. Color the apples with numbers green.



Week 3

Materials

***Some worksheets might not be completed depending on the speed of the class.**

Name _____

is

Sight Word Practice

Trace it.

Write it.

is

Build it.

--	--

Find it.

go

in

is

in

is

go

in

go

in

is

she

is

Use it.

a

i

o

s

l

n

b

c

g

Name _____

you

Sight Word Practice

Trace it.

Write it.

you

Build it.

--	--	--

Find it.

you

not

you

not

red

you

away

you

away

one

not

one

Use it.

u

e

y

w

d

o

t

c

r

Name _____

play

Sight Word Practice

Trace it.

Write it.

play

Build it.

--	--	--	--

Find it.

big

play

blue

away

play

blue

away

play

blue

away

play

blue

Use it.

b

l

g

u

a

d

p

e

y

Name _____

here

Sight Word Practice

Trace it.

Write it.

here

Build it.

--	--	--	--

Find it.

here

help

here

away

help

here

away

help

away

away

she


here

Use it.


a e h r l d p c e

name: _____

WORD DETECTIVES!



Long i



Short i

choose five words from either group and use them in a sentence.

1. _____


2. _____

3. _____

4. _____

5. _____

name: _____



WORD DETECTIVES!



Long o

Blank box for writing words with a long 'o' sound.

Short o

Blank box for writing words with a short 'o' sound.

choose five words from either group and use them in a sentence.

1. _____

2. _____

3. _____

4. _____

5. _____



Character
EXPERT!



WHERE is
THE setting?


PROBLEM and SOLUTION

BOOK TITLE: _____


PROBLEM




EVENT 1



EVENT 2



EVENT 3



SOLUTION



story **ELEMENTS** organizer

Characters



Setting



Problem



Solution



name: _____


date: _____

Boggle Word Builders

2 letters	3 letters	4 letters	5 letters


Boggle Word Builders

d	o	p	o	p	u
i	g	l	u	e	s
d	o	a	t	i	e
c	t	n	t	w	e
a	s	k	e	p	n
j	o	b	u	t	o



The Fourth of July

Handwriting practice lines consisting of a solid top line, a dashed middle line, and a solid bottom line. There are four sets of these lines provided for writing practice.



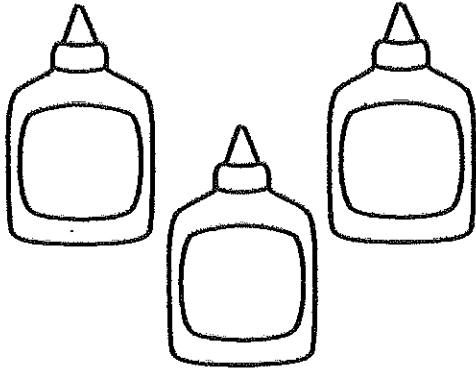
The Fourth of July

Handwriting practice lines consisting of solid top and bottom lines with a dashed middle line. There are five sets of these lines provided for writing practice.

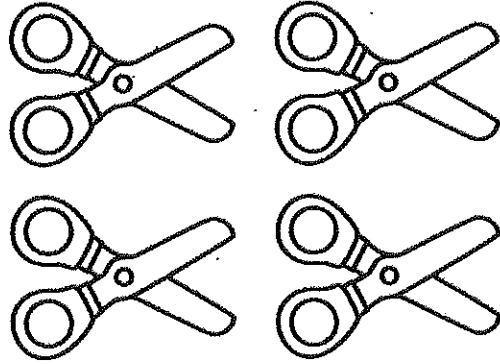
Name: _____

Count and Color

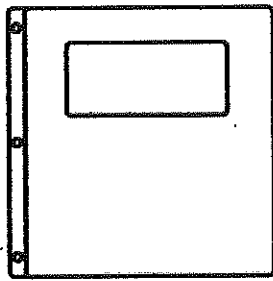
Directions: Count each set of objects.
Dab or color the number to show how many.



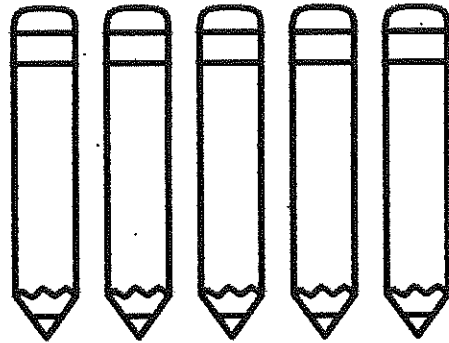
3
2




3
4



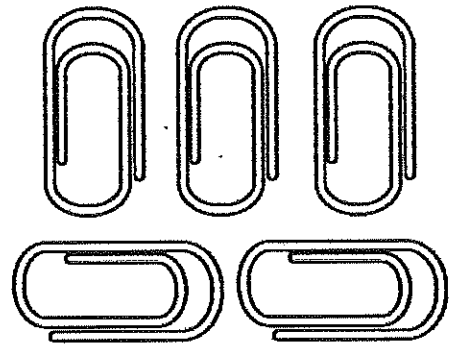
2
1



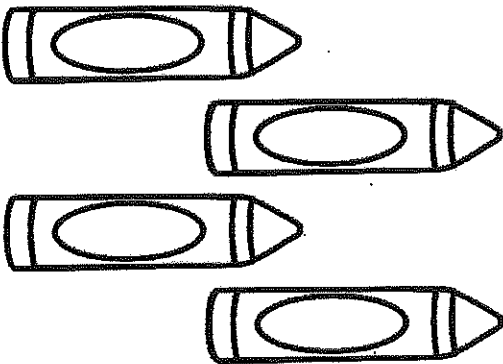
4
5



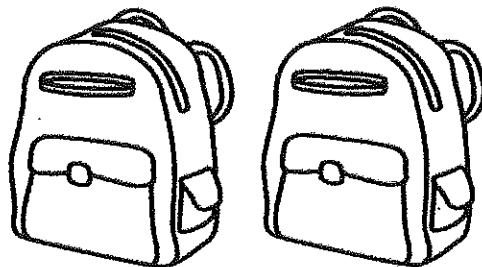
4
3



5
3



5
4



2
1


Name: _____

What's for Lunch?


Directions:
Cut out the
numbers, then glue
them in the squares
to show the number
that comes next.




glue
here





glue
here




glue
here



glue
here



glue
here



1 2 3 4 5 6 7 8 9 10

Week 4

Materials

***Some worksheets might not be completed depending on the speed of the class.**

Name _____

Sight Word Practice

up

Trace it.

Write it.

up

Build it.

--	--

Find it.

go

up

to

up

up

to

up

to

my

am

she

my

Use it.

a

o

d

m

t

p

b

y

g

Name _____

little

Sight Word Practice

Trace it.

Write it.

little

Build it.

--	--	--	--	--	--

Find it.

go	little	funny	help
away	go	little	little
little	come	look	blue

Use it.

e i t s l n l c t

Name _____

where

Sight Word Practice

Trace it.

Write it.

where

Build it.

--	--	--	--	--

Find it.

funny

three

where

funny

three

where

funny

three

where

funny

three

where

Use it.

r

w

g

h

e

t

n

e

y

Name _____

blue

Sight Word Practice

Trace it.

Write it.

blue

Build it.

--	--	--	--

Find it.

big

be

blue

away

it

blue

away

big

blue

away

she

blue

Use it.

b e g u l d i e y

Name _____

said

Sight Word Practice

Trace it.

Write it.

said

Build it.

--	--	--	--

Find it.

here

help

said

away

help

said

away

help

said

away

she

said

Use it.

a

s

h

r

i


d

p


c

e

name: _____



WORD DETECTIVES!



Long u

Blank box for writing words with long 'u'.

Short u

Blank box for writing words with short 'u'.

choose five words from either group and use them in a sentence.

1. _____

2. _____

3. _____

4. _____

5. _____

name: _____ date: _____

Boggle Word Builders

2 letters	3 letters	4 letters	5 letters

Boggle Word Builders

r	e	l	s	d	o
i	d	e	s	i	e
f	u	a	n	d	l
e	n	u	t	s	i
e	s	i	h	y	o
t	o	t	e	r	u


name: _____ date: _____

Boggle Word Builders

2 letters	3 letters	4 letters	5 letters


Boggle Word Builders

w	h	a	t	d	o
a	a	r	e	a	l
r	m	a	z	e	d
d	o	w	a	s	i
l	s	r	o	t	d
i	t	a	t	u	p



MY FAVORITE COLOR

Handwriting practice lines consisting of solid top and bottom lines with a dashed middle line. There are five sets of these lines provided for writing.




MY FAVORITE BOOK

Handwriting practice lines consisting of solid top and bottom lines with a dashed middle line. There are ten sets of these lines provided for writing.

Line of Symmetry


A line of symmetry is the line on which a figure can be folded so that both halves match exactly.



↑
Line of Symmetry

Line of Symmetry

Complete the other half of the monster to match and label the line of symmetry.



↑

Monster Writing Word Bank



spooky



hilarious



frightening



creepy



silly



hideous



disgusting



oozing



eerie



venomous



power



revolting



slimy



humongous



mysterious



loud



funny



playful



orange



spotted

Monster Writing Action Verbs



bang



chase



drop



escape



grab



jog



jump



zoom



laugh



scare



dance



annoy



climb



damage



eat



groan



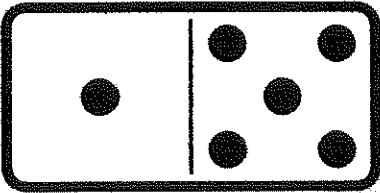
hold



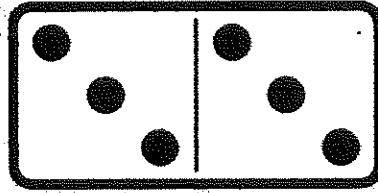
knock

Domino addition

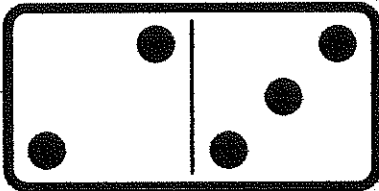
Directions: Count the number of dots on each domino and write the numbers on the lines. Add up the dots and put the sum in the box.



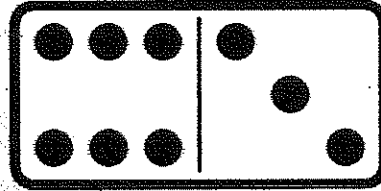
$$\underline{\quad} + \underline{\quad} = \square$$



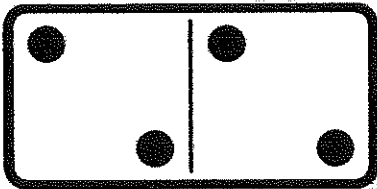
$$\underline{\quad} + \underline{\quad} = \square$$



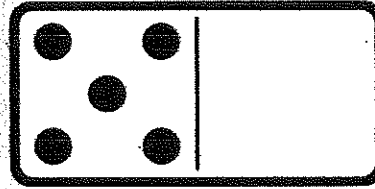
$$\underline{\quad} + \underline{\quad} = \square$$



$$\underline{\quad} + \underline{\quad} = \square$$




$$\underline{\quad} + \underline{\quad} = \square$$

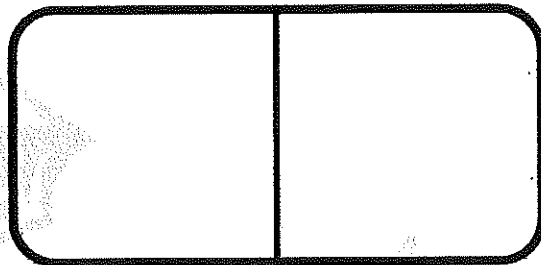


$$\underline{\quad} + \underline{\quad} = \square$$


Domino addition




$$\underline{\quad} + \underline{\quad} = \square$$




$$\underline{\quad} + \underline{\quad} = \square$$




$$\underline{\quad} + \underline{\quad} = \square$$



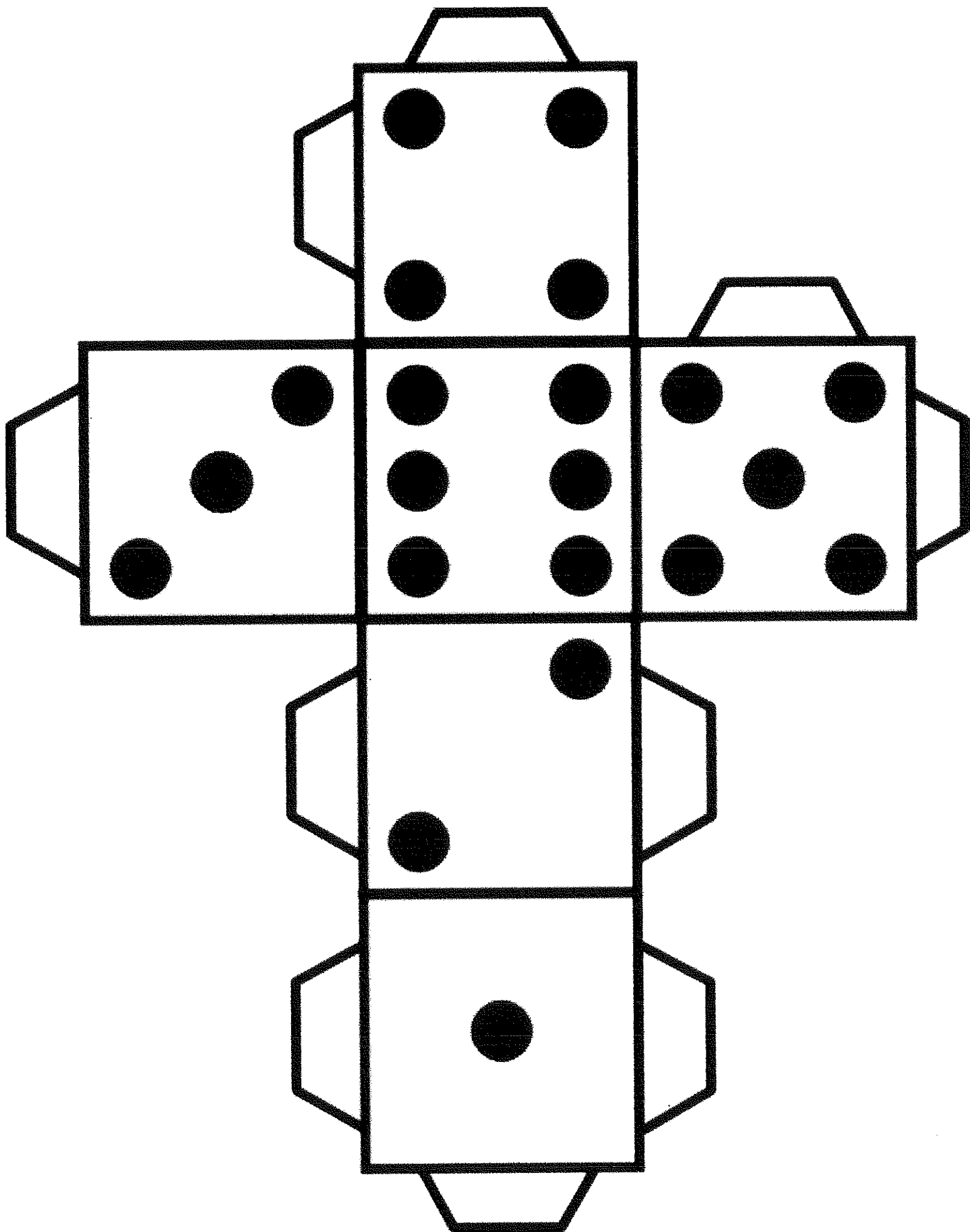
$$\underline{\quad} + \underline{\quad} = \square$$



$$\underline{\quad} + \underline{\quad} = \square$$




$$\underline{\quad} + \underline{\quad} = \square$$



Cut out and use for Domino Addition.

Extra Materials



***Some worksheets might not be completed depending on the speed of the class.**




If I were a superhero



Handwriting practice lines consisting of solid top and bottom lines with a dashed middle line. There are five sets of these lines provided for writing.

Name: _____ Date: _____









Name: _____ Date: _____



Name: _____ Date: _____



Name: _____ Date: _____



Name: _____ Date: _____

